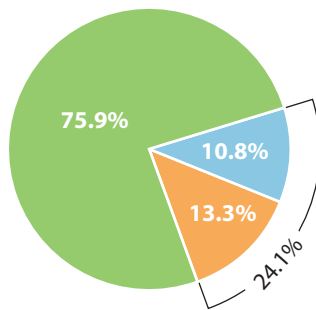


## June 2014 (Updated) results

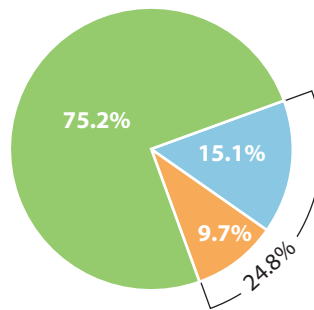
### Five areas of development: Alberta 2009-2013 results

These pie charts replace the Alberta EDI baseline results for the five areas of development that were released in this report in April 2014. These charts contain updated percentages for two areas of development: social competence and communications skills and general knowledge.

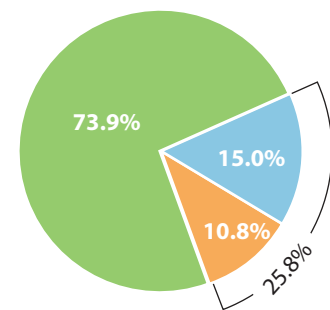
Physical Health and Well-being



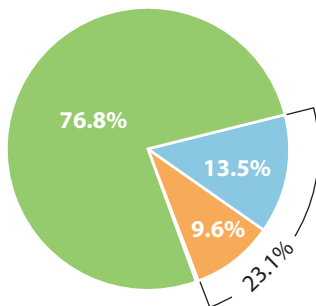
Social Competence



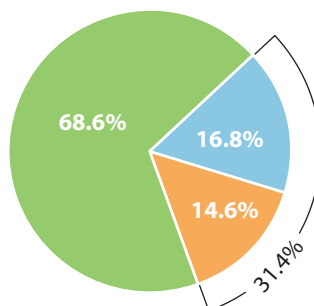
Emotional Maturity



Language and Thinking Skills



Communication Skills and General Knowledge



June 2014 (Updated)

Please note: Percentages may not always add up to exactly 100% due to rounding or missing data.

Number of EDI questionnaires available: 86,564  
 Number of EDI questionnaires usable: 70,206  
 Percentage of children with diagnosed severe disabilities  
 out of total number of questionnaires: 2.5 per cent